


2016 First quarter results



First quarter 2016 highlights

- Revenue € 302.2 million, up 9.6%
- EBITDA € 99.0 million or 32.7% of sales, up 19.6%
- Operating income (EBIT) € 90.2 million or 29.8% of sales, up 22.7%
- Net income € 65.5 million or 21.7% of sales, up 26.0%
- Net debt € 42.1 million, a reduction of € 46.6 million as compared to year-end 2015
- Subsidiary in Switzerland becomes operational with direct sales on the local market

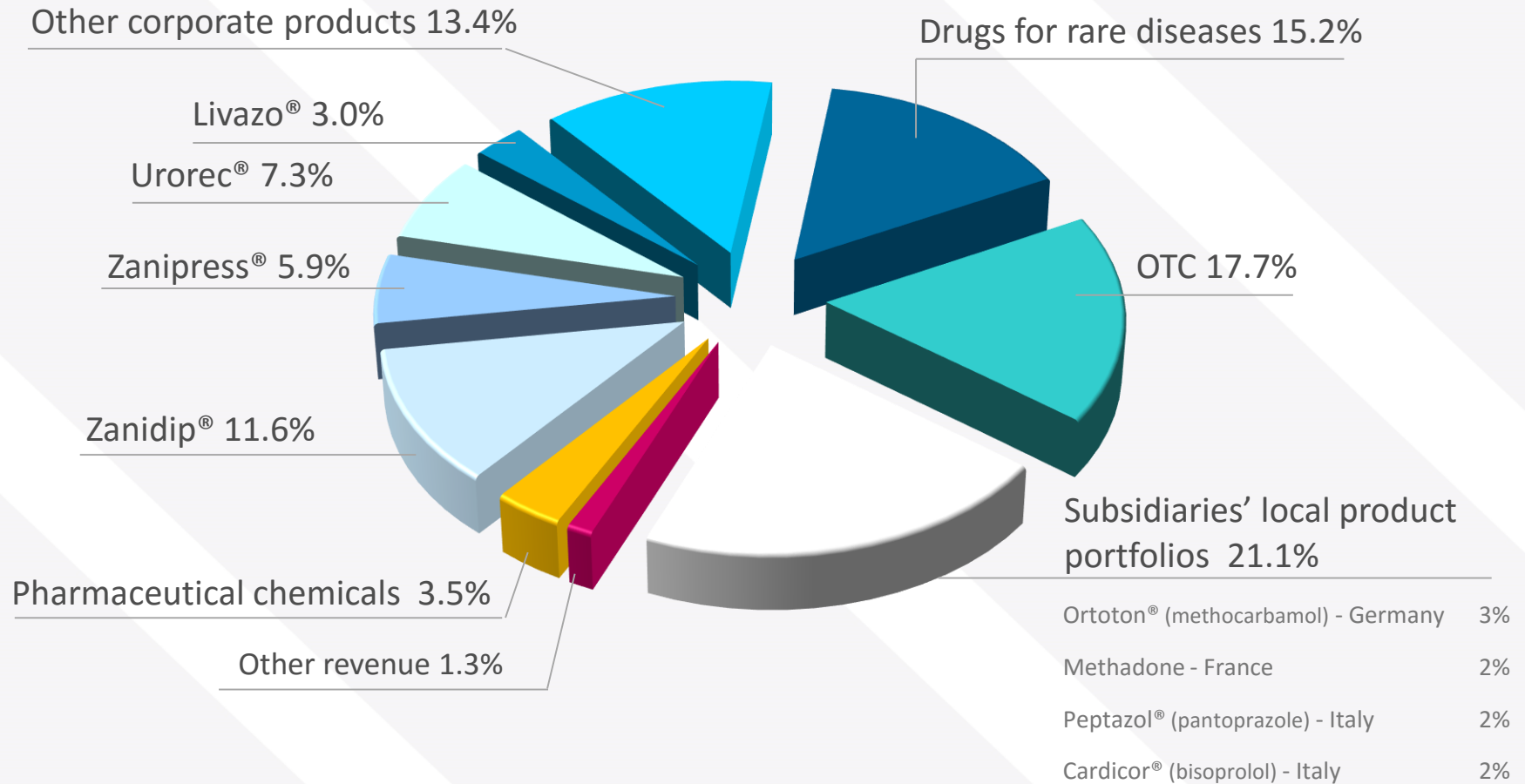
Main product sales

Corporate products including drugs for rare diseases account for 62% of revenue

(million Euro)	1Q 2016	1Q 2015	Change %
Zanidip [®] (lercanidipine)	35.0	33.8	3.5
Zanipress [®] (lercanidipine+enalapril)	17.8	16.9	5.8
Urorec [®] (silodosin)	22.1	16.0	37.7
Livazo [®] (pitavastatin)	8.9	5.9	51.7
Other corporate products*	57.5	51.7	11.2
Drugs for rare diseases	46.0	37.4	22.9

* Include the OTC corporate products for an amount of € 17.1 million in 2016 and € 15.3 million in 2015.

A diversified product portfolio



Data: First quarter 2016
Total revenue € 302.2 m

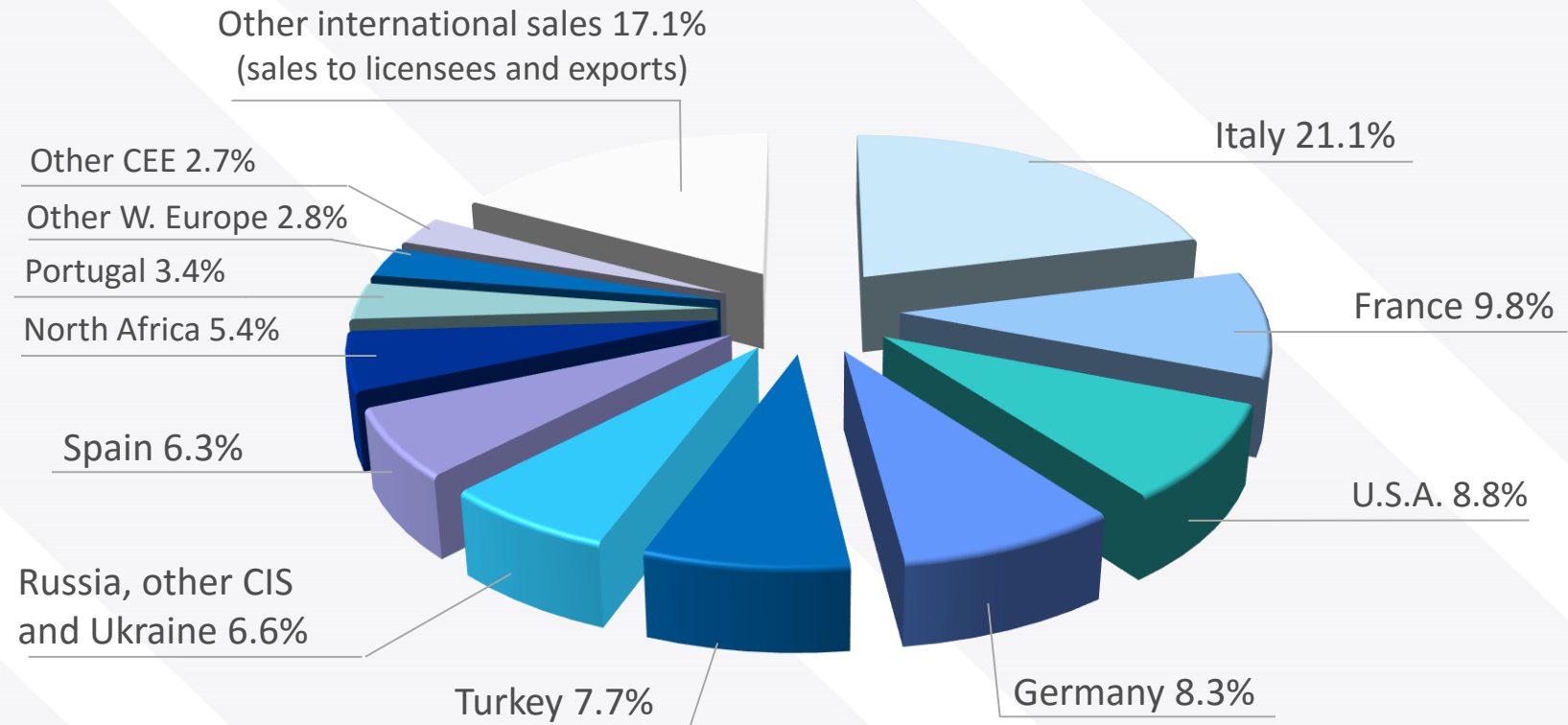
Composition of revenue by geography

Solid volume growth

(million Euro)	1Q 2016	1Q 2015	Change %
Italy	61,5	60.3	2.1
France	28,5	28.7	(0.7)
U.S.A.	25.8	20.7	24.7
Germany	24.2	22.2	9.1
Turkey	22.5	21.1	6.4
Russia, other CIS countries and Ukraine	19.2	18.0	6.7
Spain	18.4	16.9	8.7
North Africa	15.8	10.8	47.3
Portugal	9.8	9.3	6.0
Other W. Europe countries	8.3	6.3	33.2
Other CEE countries	7.8	7.8	(0.1)
Other international sales	49.8	45.1	10.6
TOTAL PHARMACEUTICALS	291.7	267.0	9.3
PHARMACEUTICAL CHEMICALS	10.5	8.7	20.6

(In local currency, millions)	1Q 2016	1Q 2015	Change %
Russia (RUB)	1,319.7	1,104.7	19.5
Turkish subsidiary (TRY)	68.9	55.3	24.6
U.S.A. (USD)	29.0	23.3	24.8

Geographical breakdown of pharmaceutical revenue



Data: First quarter 2016

Pharmaceutical revenue € 291.7 m

First quarter 2016 results

Further margin growth

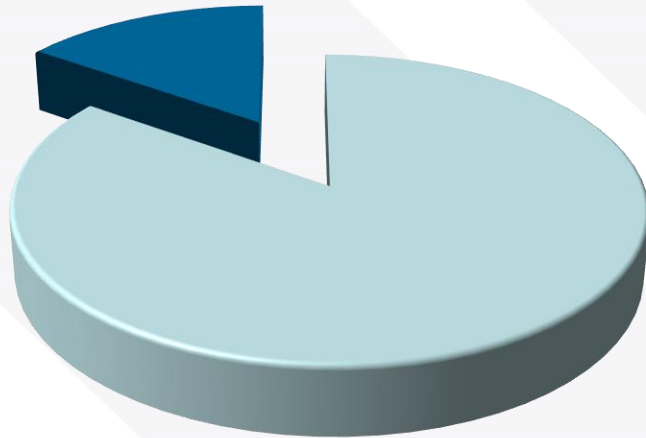
(million Euro)	1Q 2016	1Q 2015	Change %
Revenue	302.2	275.7	9.6
Gross Profit as % of revenue	208.5 69.0	187.5 68.0	11.3
SG&A Expenses as % of revenue	95.6 31.6	93.3 33.8	2.4
R&D Expenses as % of revenue	22.3 7.4	19.9 7.2	12.0
Other Income (Expense), net as % of revenue	(0.5) (0.2)	(0.8) (0.3)	(33.0)
Operating Income as % of revenue	90.2 29.8	73.5 26.6	22.7
Net Income as % of revenue	65.5 21.7	52.0 18.8	26.0

First quarter 2016 results

Operating segments

Revenue

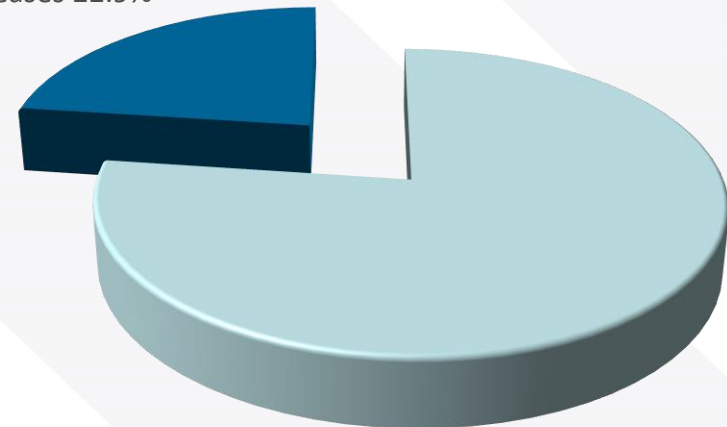
Treatments for rare diseases 15.2%



Primary & specialty care
84,8%

EBIT

Treatments for rare diseases 22.9%



Primary & specialty care
77.1%

EBIT margin on sales:

Treatments for rare diseases, 44.8%

Primary & Specialty care, 27.1%

Financial position and Shareholders' equity

(million Euro)	31 Mar 2016	31 Dec 2015	Change
Cash and short-term financial investments	270.5	225.5	45.0
Bank overdrafts and short-term loans	(16.7)	(9.8)	(6.9)
Loans – due within one year	(39.1)	(34.5)	(4.6)
Loans – due after one year	(256.8)	(269.9)	13.1
NET FINANCIAL POSITION	(42.1)	(88.7)	46.6
SHAREHOLDERS' EQUITY	916.5	870.0	46.5

Financial projections

2016 targets

(million Euro)	2015 Actual	2016 Targets
Revenue	1,047.7	> 1,100
Operating income (EBIT)	278.5	> 310
Net Income	198.8	> 220

Company declarations, disclaimers and profile

DECLARATION BY THE MANAGER RESPONSIBLE FOR PREPARING THE COMPANY'S FINANCIAL REPORTS

The manager responsible for preparing the company's financial reports Fritz Squindo declares, pursuant to paragraph 2 of Article 154-bis of the Consolidated Law on Finance, that the accounting information contained in this presentation corresponds to the document results, books and accounting records.

Statements contained in this presentation, other than historical facts, are "forward-looking statements" (as such term is defined in the Private Securities Litigation Reform Act of 1995). These statements are based on currently available information, on current best estimates, and on assumptions believed to be reasonable. This information, these estimates and assumptions may prove to be incomplete or erroneous, and involve numerous risks and uncertainties, beyond the Company's control. Hence, actual results may differ materially from those expressed or implied by such forward-looking statements.

All mentions and descriptions of Recordati products are intended solely as information on the general nature of the company's activities and are not intended to indicate the advisability of administering any product in any particular instance.

Recordati, established in 1926, is an international pharmaceutical group, listed on the Italian Stock Exchange (Reuters RECI.MI, Bloomberg REC IM, ISIN IT 0003828271) with a total staff of around 4,000, dedicated to the research, development, manufacturing and marketing of pharmaceuticals. Headquartered in Milan, Italy, Recordati has operations in the main European countries, in Russia, in other Central and Eastern European countries, in Turkey, in the United States of America and in North Africa. An efficient field force of medical representatives promotes a wide range of innovative pharmaceuticals, both proprietary and under license, in a number of therapeutic areas including a specialized business dedicated to treatments for rare diseases. Recordati is a partner of choice for new product licenses for its territories. Recordati is committed to the research of new drug entities within the cardiovascular and urogenital therapeutic areas and of treatments for rare diseases. Consolidated revenue for 2015 is € 1,047.7 million, operating income is € 278.5 million and net income is € 198.8 million.

Contact Information

Offices:

**Recordati S.p.A.
Via M. Civitali 1
20148 Milano, Italy**

Investor Relations:

**Marianne Tatschke
+39 02 48787393
tatschke.m@recordati.it**

Website:

www.recordati.com